

# CARBON REDUCTION PLAN

FOR



Prepared by:



**SEH French**  
**Carbon Reduction Plan**

**Table of Contents**

1	Net Zero Commitment .....	3
2	Background Information .....	4
3	Carbon Emissions Overview .....	6
4	Analysis by Scope .....	6
5	Emissions by Activity .....	7
6	Intensity Metric Analysis .....	8
7	Emissions Reductions Targets .....	8
8	Carbon Reduction Actions .....	9
9	Emissions Data .....	10
10	Standard and Methodology Used .....	11
11	Data Quality / Confidence .....	11
12	Declaration and Sign Off .....	11
13	Glossary .....	12

# SEH French

## Carbon Reduction Plan

### 1 Net Zero Commitment

**SEH French** recognises the importance of making a full and lasting commitment to reducing the greenhouse gas emissions from its activities, in support of the wider commitment of the world to limit global temperature increases and the impact on the planet.

SEH French commits to the following:

1. To achieve Net Zero in line with the Science Based targets set out by the UNFCCC i.e., to achieve Net Zero no later than 2045 and target a 50% reduction in emissions by 2030.
2. To set realistic short- and long-term targets that are designed to achieve Net Zero commitments.
3. To report the total Greenhouse Gas emissions of our business, at a minimum, on an annual basis.

**SEH French** made its pledge to the Race to Zero via the Network Net Zero Community on 18th May 2022. The record of the pledge can be found at <https://www.futurenetzero.com/net-zero-international-race-to-zero/>

	Year
<b>Commitment to be Net Zero</b>	2045
<b>50% Emissions Reduction</b>	2030

# SEH French

## Carbon Reduction Plan

### 2 Background Information

#### 2.1 Company

**SEH French** is a Limited Company registered in England, company number 01621424, with a registered office address of 30 White House Road, Ipswich, Suffolk, IP1 5LT.

SEH French Limited is a building division of One Group Construction, based in Ipswich, Suffolk, and operates primarily within the East Anglia region. Formerly known as Walter French Builders (Aldeburgh) Ltd, it was purchased by the SEH Group in 1982, which in turn was acquired by One Group Construction in 2014.

The company's head office is based in Ipswich and has a number of operating sites for their construction activities. The company employs over 30 personnel and employs a large supply chain of subcontractors and suppliers to deliver the construction requirements. The company has maintained and further developed its reputation for quality and craftsmanship providing construction services in the private and public sectors, for commercial, industrial, or domestic markets for new build projects, renovations, refurbishments, and conversions.

It is recognised that our construction activities are the primary source of emissions by fuel from company vehicles and construction activities, as well as our supply chain. The energy use for our activities and the subsequent waste is also a main source of emissions.

# SEH French

## Carbon Reduction Plan

### 2.2 General Data

Reporting Period	Previous Period Jan 2021 – Dec 2021	Current Period Jan 2023 – Dec 2023
Industry	Construction	Construction
No. of Staff	40	34
No. of Offices Owned	0	0
No. of Offices Leased	1	1
No. of Company Vehicles - Owned	12	12
No. of Company Vehicles - Leased	9	14

### 2.3 Current Reporting Period

January 2023 – December 2023

### 2.4 Organisational Boundary

There are 3 different approaches to measuring emissions, as defined by the GHG Protocol. This report has been constructed using the **Operational Control Approach**, considering the requirements of each potential approach.

Approach	Description	Approach Taken
Operational Control	The organisation has operational control over an operation if it or one of its subsidiaries has the full authority to introduce and implement its operating policies at the operation.	✓
Financial Control	The organisation has financial control over the operation if it has the ability to direct the financial and operating policies of the organisation with a view to gaining economic benefits from its activities.	
Equity Share	The organisation accounts for GHG emissions from operations according to its share of equity in the operation.	

### 2.5 Included Emissions

Emissions from Scope 1 and 2 have been measured along with certain Scope 3 emissions. The Scope 3 emissions that have been included are those that have been practical to measure with available data, which are as follows:

- Business Travel
- Transmission and Distribution of Electricity
- Employee Commuting
- Purchased Goods and Services
- Waste and Water
- Contracted Labour Travel

The Company is committed to measure an increasing amount of Scope 3 emissions and will aim to reduce emissions across all activities.

### 2.6 Benchmark Year

The organisation's benchmark year is from **January 2021 – December 2021**. This is the third time the organisation has measured and reported on its carbon emissions.

### 2.7 Methodologies Used

Throughout this report all methodologies used are explained within the relevant sections.

## SEH French Carbon Reduction Plan

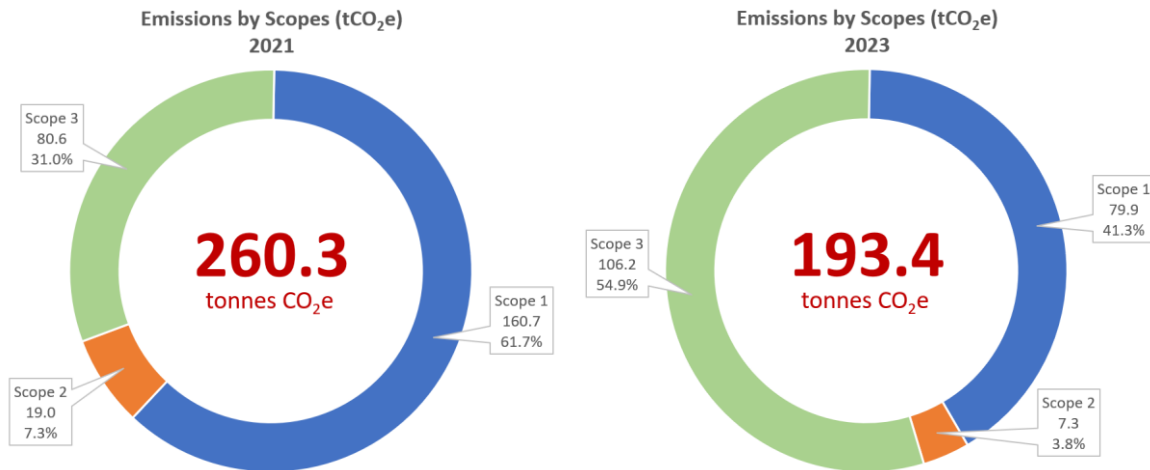
### 3 Carbon Emissions Overview



The total calculated emissions for the group for the 2021 period amounted to 260.3 tCO<sub>2</sub>e, whereas this decreased to 193.4 tCO<sub>2</sub>e in the 2023 period, representing a decrease of 66.9 tCO<sub>2</sub>e (25.7%).

The Company will aim to measure an increasing amount of Scope 3 emissions and is committed to reducing their emissions across all scopes.

### 4 Analysis by Scope

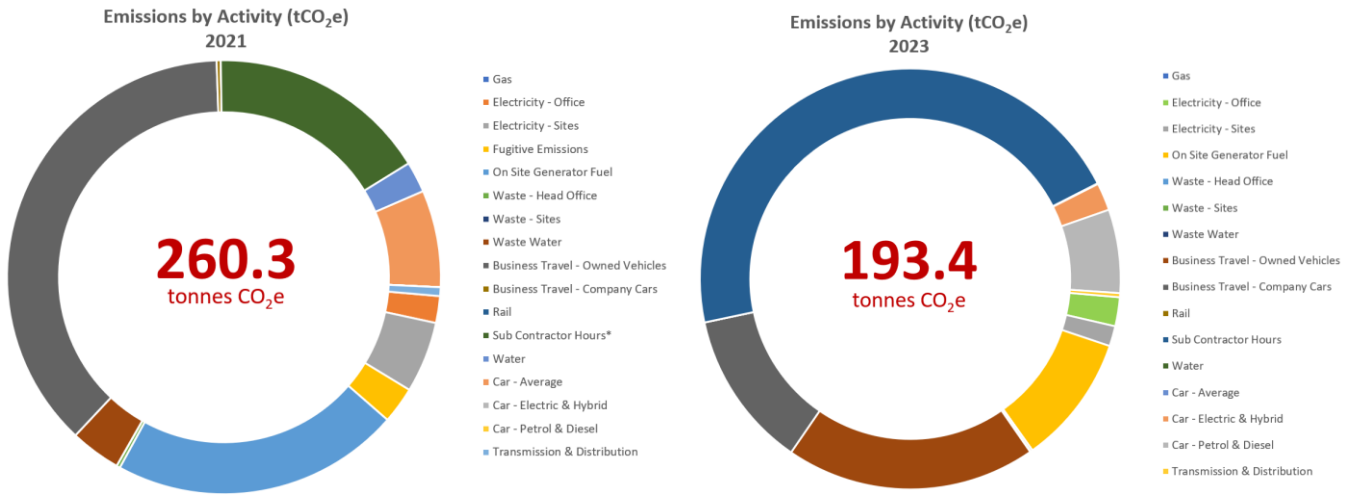


Scope	Description	tCO <sub>2</sub> e	%
<b>Scope 1</b>	Scope 1 emissions includes fuel from company vehicles and fuels used in the office, and generators at sites.	79.9	41.3%
<b>Scope 2</b>	Emissions in scope 2 includes electricity used at the company's office. The office is not on a renewable tariff.	7.3	3.8%
<b>Scope 3</b>	Scope 3 emissions accounts for 54.9% of calculated emissions and includes: <ul style="list-style-type: none"> <li>• Business Travel</li> <li>• Transmission and Distribution of Electricity</li> <li>• Employee Commuting</li> <li>• Purchased Goods and Services</li> <li>• Waste and Water</li> <li>• Subcontractor Travel</li> </ul>	106.2	54.9%
<b>TOTAL</b>		<b>193.4</b>	<b>100%</b>

Reported Scope 3 emissions will increase in future years as data and information becomes available.

# SEH French Carbon Reduction Plan

## 5 Emissions by Activity





Data Details		2021	2023		
Emission Type	Scope	tCO <sub>2</sub> e	tCO <sub>2</sub> e	Data Source	Data Confidence
<b>Energy</b>					
Gas	1	-	-	No Gas	High
Electricity - Office	2	5.2	4.3	Landlord Electricity Bills	High
Electricity - Sites	2	13.8	3.0	Site Electricity Bills	High
Fugitive Emissions	1	7.1	0.0	Fuel Bills	High
On Site Generator Fuel	1	56.1	19.3	Fuel Bills	High
<b>Waste</b>					
Waste - Head Office	3	0.7	-	Waste Summary Report	High
Waste - Sites	3	0.0	0.3	Waste Summary Report	High
Waste Water	3	9.8	0.1	Water Reports	Low
<b>Business Travel</b>					
Business Travel - Owned Vehicles	1	97.5	37.2	Fuel Card Spend	Medium
Business Travel - Company Cars	1	0.8	23.4	Mileage Claims	Medium
Rail	3	-	-	Negligible	High
<b>Purchased Goods &amp; Services</b>					
Sub Contractor Hours*	3	42.8	88.6	Sub Contractor Days x Average Travel	Low
Water	3	6.0	0.1	Water Bills	Low
<b>Employee Commuting</b>					
Car - Average	3	18.8	-	Employee Commuting Survey	Medium
Car - Electric & Hybrid	3	-	4.1	Employee Commuting Survey	Medium
Car - Petrol & Diesel	3	-	12.4	Employee Commuting Survey	Medium
<b>Additional Scope 3 Measured</b>					
Transmission & Distribution	3	1.7	0.6	Electricity Data	High
<b>TOTAL</b>		<b>260.3</b>	<b>193.4</b>		

\*Sub-contractor hours in the baseline year is sub-contracted labour only. From 2023 onwards all sub-contracted labour is recorded visiting all sites. This is recorded via Site Managers accurately and is a better reflection of actual travel carried out by third parties. Hence an increase from the baseline year.

# SEH French Carbon Reduction Plan

## 6 Intensity Metric Analysis

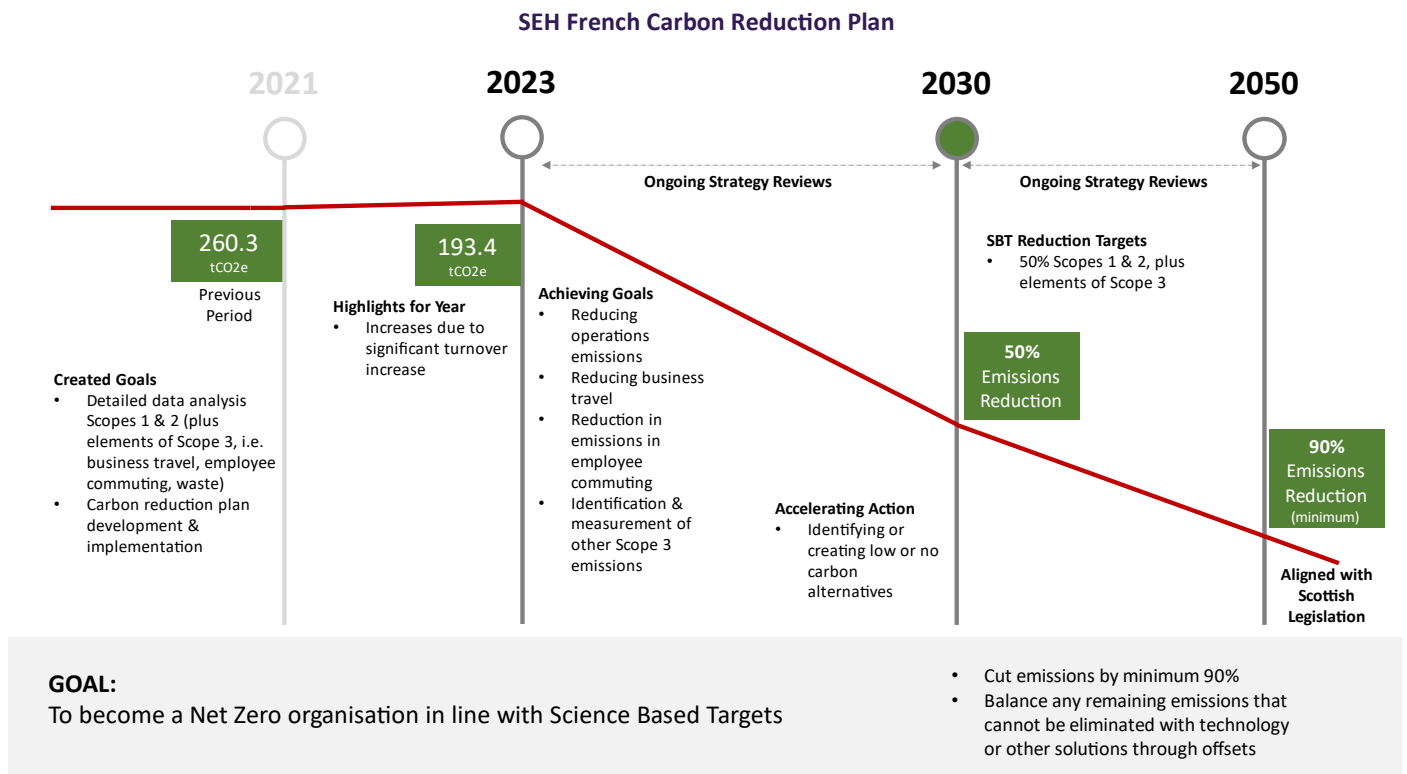
Intensity Metrics (tCO<sub>2</sub>e)

	2021	2023	Increase/ Decrease %
 Per Employee	6.51	5.55	-14.7%
 Per £1,000 Turnover	0.17	0.23	+26.1%

The chosen intensity metrics shows a carbon emissions value of **5.55 tCO<sub>2</sub>e per employee** and **0.23 tCO<sub>2</sub>e per £1,000 turnover**. The business headcount averaged 34 people during the benchmark period.

## 7 Emissions Reductions Targets

The following graph summarises the carbon emissions reduction targets.





**SEH French**  
Carbon Reduction Plan


**8 Carbon Reduction Actions**

SEH French will develop the following initiatives that will support the company's strategies to meet Science Based Targets:

Area of Focus	Initiative	Responsible Person or Team
<b>Engagement of Team</b>	To engage the entire team throughout the organisation in the Net Zero transition plan and to encourage staff to support lower carbon ideas, opportunities, and activities.	<b>Directors</b>
<b>Business Travel Emissions</b>	To introduce a sustainable travel policy encouraging use of public transport and lower carbon options when practical to do so. This has been implemented and developed during 2023.	<b>Group Fleet Managers</b>
<b>Carbon Emissions Dashboard</b>	SEH French has made the commitment to complete its carbon emissions dashboard on a regular basis. This is overseen by a member of the Senior Management Team and shared with the wider team on a quarterly basis. By partnering with Net Zero International, we gain access to their expertise and support in reporting our emissions and how to reduce them, including best practice and insights. We will also promote our activities on social media to encourage others to make lower carbon decisions.	<b>Directors</b>
<b>Supply Chain Review</b>	To carry out a full review of the supply chain, developing a full plan in 2024 – 2025, followed by the introduction of a sustainable supply chain policy in 2025.	<b>Supply Chain Manager</b>
<b>Increased measurement of third party suppliers</b>	To gain a better understanding of our supply chain partners emissions in their duties to deliver their construction activities. Record travel requirements to each site for all subcontractors in 2023 and develop further into 2024	<b>Site Managers / Administration</b>
<b>Investigate emissions of materials</b>	To investigate and record the ability of our supply chain suppliers carbon emissions in the course of their duties.	<b>Supply Chain Manager</b>

Signed on behalf of SEH French

Name: **Simon Girling**



Position: **Director**

Date: 12<sup>th</sup> March 2024

**SEH French**  
Carbon Reduction Plan

**9 Emissions Data**

The data contained in the table below represents total emissions calculated and is consistent with SECR requirements. All sources of emissions that have been measured are included in the totals below. Emissions from key activities are summarised in the previous sections.

	Benchmark Reporting Year Jan 21 - Dec 21	Current Reporting Year Jan 23 - Dec 23
Energy consumption used to calculate emissions Electricity Scope 2 - UK and Offshore (kWh)	89,577	35,192
Energy consumption used to calculate emissions – Global, excluding UK and Offshore (kWh)	N/A	N/A
Basis of Energy reporting (Location or Market)*	Location	Location
% of total energy sourced from certified renewable sources	0%	0%
Emissions associated with energy consumption - UK, Offshore and Global (tCO <sub>2</sub> e)	19.0	7.3
Emissions from activities for which the company is responsible including combustion of fuel and operation of facilities - <b>Scope 1</b> (tCO <sub>2</sub> e)	160.7	79.9
Emissions from purchase of electricity, heat, steam and cooling purchased for own use - <b>Scope 2</b> (tCO <sub>2</sub> e)	19.0	7.3
<b>Total Scope 1 and 2 Emissions (tCO<sub>2</sub>e)</b>	<b>179.7</b>	<b>87.2</b>
Emissions from upstream activities out of operational control - <b>Scope 3</b> (tCO <sub>2</sub> e)	<b>80.6</b>	<b>106.2</b>
Emissions from use of sold products and services out of operational control - <b>Scope 3</b> (tCO <sub>2</sub> e)	None included	None included
<b>Total Gross Scope 3 Emissions (tCO<sub>2</sub>e)</b>	<b>80.6</b>	<b>106.2</b>
<b>Total Scope 1, 2 and 3 Emissions (tCO<sub>2</sub>e)</b>	<b>260.3</b>	<b>193.4</b>
Intensity ratio tCO <sub>2</sub> e (gross Scope 1, 2 and 3) per employee	6.51	5.55
Carbon offsets (tCO <sub>2</sub> e)	<b>0</b>	<b>0.0</b>
<b>Total Annual Net Emissions (tCO<sub>2</sub>e)</b>	<b>260.3</b>	<b>193.4</b>

\* A location-based method reflects the average emissions intensity of grids on which energy consumption occurs (using mostly grid-average emission factor data). A market-based method reflects emissions from electricity that companies have purposefully chosen (or their lack of choice).

## 10 Standard and Methodology Used

SEH French categorises its Greenhouse Gas (GHG) Emissions as Scope 1, 2 or 3 as referred to in the WBCSD – WRI Greenhouse Gas Protocol (revised edition, dated March 2014). Emissions in Carbon Dioxide equivalent (CO<sub>2</sub>e) for all scopes are calculated using the conversion factors listed in DESNZ Greenhouse Gas Conversion Factors for the relevant 12-month period over which the Carbon Footprint is calculated. Procured renewable electricity and gas is calculated in accordance with the WBCSD – WSI Scope 2 Guidance on procured renewable energy (2015).

## 11 Data Quality / Confidence

The data used to generate this report has been collected from various sources from both within the company and using assumptions gathered by Net Zero International. These emissions have been converted to CO<sub>2</sub>e using GHG Protocol and DESNZ frameworks and conversion factors for the relevant period.

## 12 Declaration and Sign Off

This Carbon Reduction Plan has been completed in accordance with SECR, PPN 06/21 and associated guidance and reporting standard for Carbon Reduction Plans.

Emissions have been reported and recorded in accordance with the published reporting standard for Carbon Reduction Plans and the GHG Reporting Protocol corporate standard and uses the appropriate Government emission conversion factors for greenhouse gas company reporting.

Scope 1 and Scope 2 emissions have been reported in accordance with SECR requirements, and the required subset of Scope 3 emissions have been reported in accordance with the published reporting standard for Carbon Reduction Plans and the Corporate Value Chain (Scope 3) Standard.

This Carbon Reduction Plan has been reviewed and agreed by the board of directors (or equivalent management body).

### Signed on behalf of Net Zero International

**Name:** David Hawes



**Position:** Co-Founder

**Date:** 12<sup>th</sup> March 2024

**SEH French**  
Carbon Reduction Plan

**13 Glossary**

<b>Benchmark Data</b>	The chosen 12-month period that sets the calculated emissions that need to be mitigated and/or offset.
<b>Carbon Reduction</b>	Reduction in measured CO <sub>2</sub> e emissions
<b>Carbon Reduction Plan</b>	Plan to reduce CO <sub>2</sub> e emissions over a period of time, updated annually
<b>Carbon Emissions (Gross)</b>	CO <sub>2</sub> e emissions from Company activities
<b>Carbon Emissions (Net)</b>	CO <sub>2</sub> e emissions from Company activities minus verified carbon offsets the Company purchases
<b>Carbon Neutral</b>	When emissions are fully offset including those emissions that could be mitigated.
<b>Carbon Offsets</b>	A removal or reduction of carbon emissions through a verified scheme.
<b>CO<sub>2</sub>e</b>	All greenhouse gases expressed in terms of Carbon Dioxide equivalent (CO <sub>2</sub> e) for consistency of reporting.
<b>DESNZ</b>	Department of Energy Security and Net Zero ( <a href="https://www.gov.uk/government/collections/government-conversion-factors-for-company-reporting">https://www.gov.uk/government/collections/government-conversion-factors-for-company-reporting</a> )
<b>EEIO</b>	Environmentally Extended Input Output – Emissions estimated on spend <a href="https://ghgprotocol.org/">https://ghgprotocol.org/</a>
<b>Organisational Boundaries</b>	GHG Protocol Organisational Boundaries <a href="https://ghgprotocol.org/sites/default/files/standards/ghg-protocol-revised.pdf">https://ghgprotocol.org/sites/default/files/standards/ghg-protocol-revised.pdf</a>
<b>GHG Protocol</b>	Greenhouse Gas Protocol <a href="https://ghgprotocol.org/">https://ghgprotocol.org/</a>
<b>Greenhouse Gases</b>	Carbon Dioxide (CO <sub>2</sub> ), Methane (CH <sub>4</sub> ), Nitrous Oxide (N <sub>2</sub> O), Chlorofluorocarbons (CFCs and HCFCs), Hydrofluorocarbons (HFCs), Perfluorocarbons (PFCs), Sulphur Hexafluoride (SF <sub>6</sub> )
<b>Greenhouse Gas Conversion Factors</b>	Annually published conversion factors normally published by relevant government departments. Converts activity into CO <sub>2</sub> e emissions.
<b>Greenhouse Gas Emissions (GHG)</b>	Gases in the atmosphere that absorb and radiate heat
<b>Intensity Metric/Ratio</b>	A metric that measures carbon emissions per relevant unit of activity in a business.
<b>Market Reporting v Location Reporting</b>	Market is based on specific tariffs. Location is based on the country from which you are reporting.
<b>Net Zero</b>	GHG emissions are mitigated and those that cannot are offset
<b>Renewable Tariff</b>	An energy tariff that is 100% powered by renewable energy and is certified.
<b>SBT</b>	Science Based Targets – reducing emissions by 50% by 2030 and by 90% by 2050 and offsetting the remaining amount.
<b>Scope 1</b>	The fuels that are burnt (gas, transport the company owns, refrigerant gases)
<b>Scope 2</b>	The energy that is bought (electricity from the grid, purchased heat)
<b>Scope 3</b>	Emissions embedded in everything a company buys and emitted as a consequence of everything a company sells.
<b>SECR</b>	Streamlined Energy and Carbon Reporting
<b>tCO<sub>2</sub>e</b>	Metric tonnes of CO <sub>2</sub> equivalent emitted.
<b>WBCSD</b>	World Business Council for Sustainable Development <a href="https://www.wbcsd.org/">https://www.wbcsd.org/</a>
<b>WRI</b>	World Resource Institute <a href="https://www.wri.org/">https://www.wri.org/</a>